

The Tradeoff Between Processing Gains of an Impulse Radio UWB System in the Presence of Timing Jitter

Sinan Gezici, Andreas Molisch, Vincent Poor, Hisashi Kobayashi

TR2007-097 August 2008

Abstract

In time hopping impulse radio, N_f pulses of durations T_c are transmitted for each information symbol. This gives rise to two types of processing gains: i) pulse combining gain, which is a factor N_f , and (ii) pulse spreading gain, which is $N_c = T_f/T_c$, where T_f is the mean interval between two subsequent pulses. This paper investigates the tradeoff between these two types of processing gains in the presence of timing jitter. First, an additive white Gaussian noise (AWGN) channel is considered, and approximate closed-form expressions for bit error probability (BEP) are derived for impulse radio systems with and without pulse-based polarity randomization. Both symbol-synchronous and chip-synchronous scenarios are considered. The effects of multi-access interference (MAI) and timing jitter on the selection of optimal system parameters are explained through theoretical analysis. Finally, a multipath scenario is considered, and the tradeoff between processing gains of a synchronous impulse radio system with pulse-based polarity randomization is analyzed. The effects of the timing jitter MAI, and interframe interference (IFI) are investigated. Simulation studies support the theoretical results.

IEEE Transactions on Communications, 2007

This work may not be copied or reproduced in whole or in part for any commercial purpose. Permission to copy in whole or in part without payment of fee is granted for nonprofit educational and research purposes provided that all such whole or partial copies include the following: a notice that such copying is by permission of Mitsubishi Electric Research Laboratories, Inc.; an acknowledgment of the authors and individual contributions to the work; and all applicable portions of the copyright notice. Copying, reproduction, or republishing for any other purpose shall require a license with payment of fee to Mitsubishi Electric Research Laboratories, Inc. All rights reserved.

The Tradeoff Between Processing Gains of an Impulse Radio UWB System in the Presence of Timing Jitter

Sinan Gezici, *Member, IEEE*, Andreas F. Molisch, *Fellow, IEEE*, H. Vincent Poor, *Fellow, IEEE*, and Hisashi Kobayashi, *Life Fellow, IEEE*

Abstract—In time hopping impulse radio, N_f pulses of duration T_c are transmitted for each information symbol. This gives rise to two types of processing gains: i) pulse combining gain, which is a factor N_f , and ii) pulse spreading gain, which is $N_c = T_f/T_c$, where T_f is the mean interval between two subsequent pulses. This paper investigates the tradeoff between these two types of processing gains in the presence of timing jitter. First, an additive white Gaussian noise (AWGN) channel is considered, and approximate closed-form expressions for bit error probability (BEP) are derived for impulse radio systems with and without pulse-based polarity randomization. Both symbol-synchronous and chip-synchronous scenarios are considered. The effects of multiple-access interference (MAI) and timing jitter on the selection of optimal system parameters are explained through theoretical analysis. Finally, a multipath scenario is considered, and the tradeoff between processing gains of a synchronous impulse radio system with pulse-based polarity randomization is analyzed. The effects of the timing jitter, MAI, and interframe interference (IFI) are investigated. Simulation studies support the theoretical results.

Index Terms—Impulse radio ultra wideband (IR-UWB), interframe interference (IFI), multiple-access interference (MAI), Rake receiver, timing jitter.

I. INTRODUCTION

RECENTLY, communication systems that employ ultra wideband (UWB) signals have drawn considerable attention. UWB systems occupy a bandwidth larger than 500 MHz, and they can coexist with incumbent systems in the same frequency range due to large spreading factors and low power spectral densities. Recent Federal Communications Commission (FCC) rulings [1], [2] specify the regulations for UWB systems in the United States.

Commonly, impulse radio (IR) systems, which transmit very short pulses with a low duty cycle, are employed to implement

UWB systems [3]–[5]. Although the short duration of UWB pulses is advantageous for precise positioning applications [6], it also presents practical difficulties such as synchronization, which requires efficient search strategies [7]. In an IR system, a train of pulses is sent and information is usually conveyed by the positions or the amplitudes of the pulses, which correspond to pulse position modulation (PPM) and pulse amplitude modulation (PAM), respectively. Also, in order to prevent catastrophic collisions among different users, and thus, provide robustness against multiple access interference (MAI), each information symbol is represented not by one pulse but by a sequence of pulses, and the locations of the pulses within the sequence are determined by a pseudorandom time-hopping (TH) sequence [3].

The number of pulses that are sent for each information symbol is denoted by N_f . This first type of processing gain is called the *pulse combining gain*. The second type of processing gain N_c is the *pulse spreading gain*, and is defined as the ratio of average time between the two consecutive transmissions (T_f) and the actual transmission time (T_c); that is, $N_c = T_f/T_c$. The total processing gain is defined as $N = N_c N_f$, and assumed to be fixed and large [8]. The aim of this paper is to investigate the tradeoff between the two types of processing gain N_c and N_f , and to calculate the optimal N_c (N_f) value such that bit error probability (BEP) of the system is minimized.¹ In other words, the problem is to decide whether or not sending more pulses each with less energy is more desirable in terms of BEP performance than sending fewer pulses each with more energy (Fig. 1).

This problem is originally investigated in [8]. Also, [9] analyzed the problem from an information theoretic point of view for the single-user case. In [8], it is concluded that in multiuser flat fading channels, the system performance is independent of the pulse combining gain for an IR system with pulse-based polarity randomization, and it is in favor of small pulse combining gain for an IR system without pulse-based polarity randomization. However, the analysis is performed in the absence of any timing jitter. Due to the high time resolution of UWB signals, effects of timing jitter are usually not negligible [10]–[12] in IR-UWB systems. As will be observed in this paper, presence of timing jitter has an effect on the tradeoff between the processing gains, which can modify the dependency of the BEP expressions on the processing gain parameters. In this

Paper approved by M. Win, the Editor for Digital Communications of the IEEE Communications Society. Manuscript received September 14, 2004; revised July 1, 2006 and January 4, 2007. This work was supported in part by the National Science Foundation under Grant ANI-03-38807 and in part by the New Jersey Center for Wireless Telecommunications. Part of this work was presented at the IEEE International Conference on Communications, 2004.

S. Gezici is with the Department of Electrical and Electronics Engineering, Bilkent University, Bilkent, Ankara TR-06800, Turkey (e-mail: gezici@ee.bilkent.edu.tr).

A. F. Molisch is with Mitsubishi Electric Research Laboratories, Cambridge, MA 02139 USA. He is also with the Department of Electrical and Information Technology, Lund University, Lund SE-221 00, Sweden (e-mail: Andreas.Molisch@ieee.org).

H. V. Poor and H. Kobayashi are with the Department of Electrical Engineering, Princeton University, Princeton, NJ 08544, USA (e-mail: hisashi@princeton.edu; poor@princeton.edu).

Digital Object Identifier 10.1109/TCOMM.2007.902536

¹The FCC regulations also impose restriction on peak-to-average ratio (PAR), which is not considered in this paper [2].

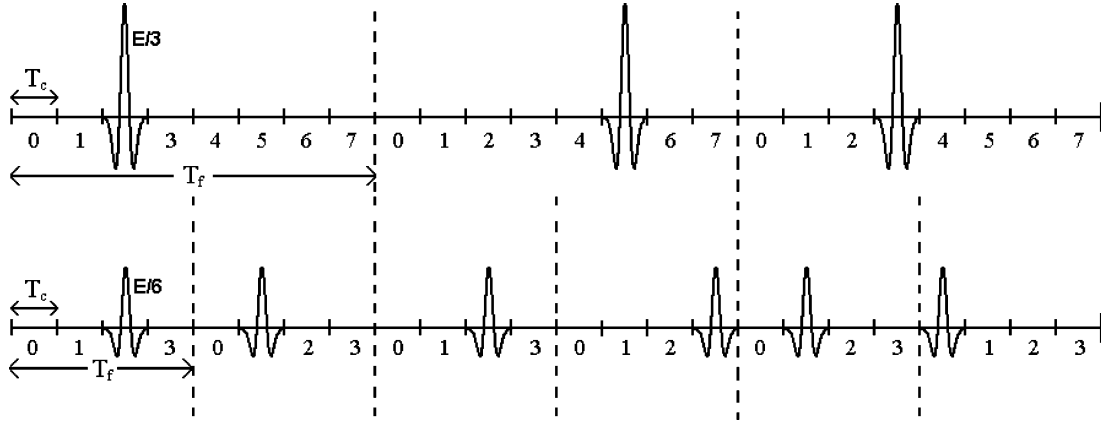


Fig. 1. Two different cases for a BPSK-modulated TH-IR system without pulse-based polarity randomization when $N = 24$. For the first case, $N_c = 8$, $N_f = 3$, and the pulse energy is $E/3$. For the second case, $N_c = 4$, $N_f = 6$, and the pulse energy is $E/6$.

paper, the tradeoff between the two types of processing gain is investigated in the presence of timing jitter for TH IR systems. First, transmission over an additive white Gaussian noise (AWGN) channel is considered, and the tradeoff is investigated for IR systems with and without pulse-based polarity randomization. Both symbol-synchronous and chip-synchronous cases are investigated. Also frequency-selective channels are considered, and the performance of a downlink IR system with pulse-based polarity randomization is analyzed.

The remainder of the paper is organized as follows. Section II describes the signal model for an IR system. Section III investigates the tradeoff between processing gain parameters for IR systems with and without pulse-based polarity randomization over AWGN channels. In each case, the results for symbol-synchronous and chip-synchronous systems are presented. Section IV considers transmission over frequency-selective channels, and adopts a quite general Rake receiver structure at the receiver. After the simulation studies in Section V, some conclusions are made in Section VI.

II. SIGNAL MODEL

Consider a binary phase shift keying (BPSK) random TH IR system where the transmitted signal from user k in an N_u -user setting is represented by the model

$$s_{\text{tx}}^{(k)}(t) = \sqrt{\frac{E_k}{N_f}} \sum_{j=-\infty}^{\infty} d_j^{(k)} b_{\lfloor j/N_f \rfloor}^{(k)} w_{\text{tx}}(t - jT_f - c_j^{(k)}T_c - \epsilon_j^{(k)}) \quad (1)$$

where $w_{\text{tx}}(t)$ is the transmitted UWB pulse, E_k is the bit energy of user k , $\epsilon_j^{(k)}$ is the timing jitter at j th pulse of the k th user, T_f is the average time between two consecutive pulses (also called the ‘‘frame’’ time), T_c is the pulse interval, N_f is the number of pulses representing one information symbol, which is called the pulse combining gain, and $b_{\lfloor j/N_f \rfloor}^{(k)} \in \{+1, -1\}$ is the information symbol transmitted by user k . In order to allow the channel to be shared by many users and avoid catastrophic collisions, a random TH sequence $\{c_j^{(k)}\}$ is assigned to each user, where $c_j^{(k)} \in \{0, 1, \dots, N_c - 1\}$ with equal probability; and $c_j^{(k)}$ and $c_i^{(l)}$ are independent for $(k, j) \neq (l, i)$. This TH

sequence provides an additional time shift of $c_j^{(k)}T_c$ seconds to the j th pulse of the k th user. Without loss of generality, $T_f = N_cT_c$ is assumed throughout the paper.

Two different IR systems are considered depending on $d_j^{(k)}$. For IR systems with pulse-based polarity randomization [13], [32] $d_j^{(k)}$ are binary random variables taking values ± 1 with equal probability, and are independent for $(k, j) \neq (l, i)$. Complying with the terminology established in [8], such systems will be called ‘‘coded’’ throughout the paper. The systems with $d_j^{(k)} = 1, \forall k, j$ are called ‘‘uncoded.’’ This second type of system is the original proposal for transmission over UWB channels [3], [14] while a version of the first type is proposed in [15].

The timing jitter $\epsilon_j^{(k)}$ in (1) mainly represents the inaccuracies of the local pulse generators at the transmitters, and is modeled as independent and identically distributed (i.i.d.) among the pulses of a given user [16], [17]. That is, $\epsilon_j^{(k)}$ for $j = \dots, -1, 0, 1, \dots$ form an i.i.d. sequence. Also the jitter is assumed to be smaller than the pulse duration T_c , i.e., $\max_{j,k} |\epsilon_j^{(k)}| < T_c$, which is usually the case for practical situations.

$N = N_cN_f$ is defined to be the total processing gain of the system. Assuming a large and constant N value [8], the aim is to obtain the optimal N_c (N_f) value that minimizes the BEP of the system.

III. AWGN CHANNELS

The received signal over an AWGN channel in an N_u -user system can be expressed as

$$r(t) = \sum_{k=1}^{N_u} \sqrt{\frac{E_k}{N_f}} \sum_{j=-\infty}^{\infty} d_j^{(k)} b_{\lfloor j/N_f \rfloor}^{(k)} \times w_{\text{rx}}(t - jT_f - c_j^{(k)}T_c - \epsilon_j^{(k)} - \tau^{(k)}) + \sigma_n n(t) \quad (2)$$

where $w_{\text{rx}}(t)$ is the received unit-energy UWB pulse, $\tau^{(k)}$ is the delay of user k , and $n(t)$ is white Gaussian noise with zero mean and unit spectral density.

Considering a correlator/matched filter (MF) receiver, the template signal at the receiver for the i th information symbol

can be expressed as

$$s_{\text{temp}}^{(1)}(t) = \sum_{j=iN_f}^{(i+1)N_f-1} d_j^{(1)} w_{\text{rx}}(t - jT_f - c_j^{(1)}T_c - \tau^{(1)}) \quad (3)$$

where, without loss of generality, user 1 is assumed to be the user of interest. Also note that no timing jitter is considered for the template signal, since the jitter model in the received signal can be considered to account for that jitter as well, without loss of generality.

From (2) and (3), the MF output for user 1 can be expressed as^{2,3}

$$y = \int r(t) s_{\text{temp}}^{(1)}(t) dt \approx \sqrt{\frac{E_1}{N_f}} b_i^{(1)} \times \sum_{j=iN_f}^{(i+1)N_f-1} \phi_w(\epsilon_j^{(1)}) + a + n \quad (4)$$

where the first term is the desired signal part of the output with $\phi_w(x) = \int_{-\infty}^{\infty} w_{\text{rx}}(t) w_{\text{rx}}(t-x) dt$ being the autocorrelation function of the UWB pulse, a is the MAI due to other users, and n is the output noise, which is approximately distributed as $n \sim \mathcal{N}(0, N_f \sigma_n^2)$, where $\mathcal{N}(\mu, \sigma^2)$ denotes a Gaussian random variable with mean μ and variance σ^2 .

The MAI term can be expressed as the sum of interference terms from each user, i.e., $a = \sum_{k=2}^{N_u} \sqrt{\frac{E_k}{N_f}} a^{(k)}$, where each interference term is in turn the summation of interference to one pulse of the template signal

$$a^{(k)} = \sum_{m=iN_f}^{(i+1)N_f-1} a_m^{(k)} \quad (5)$$

where

$$a_m^{(k)} = d_m^{(1)} \int w_{\text{rx}}(t - mT_f - c_m^{(1)}T_c - \tau^{(1)}) \times \sum_{j=-\infty}^{\infty} d_j^{(k)} b_{\lfloor j/N_f \rfloor}^{(k)} \times w_{\text{rx}}(t - jT_f - c_j^{(k)}T_c - \epsilon_j^{(k)} - \tau^{(k)}) dt. \quad (6)$$

As can be seen from (6), $a_m^{(k)}$ denotes the interference from user k to the m th pulse of the template signal.

In this paper, we consider chip-synchronous and symbol-synchronous situations for the simplicity of the expressions. However, the current study can be extended to asynchronous systems as well [18]. We will see that for coded systems, the effect of MAI is the same whether the users are symbol-synchronous or chip-synchronous. However, for uncoded systems, the aver-

²The self-interference term due to timing jitter is ignored, since it becomes negligible for large N_c and/or small $E\{\phi_w^2(T_c - |\epsilon^{(1)}|)\}$ values, where $\phi_w(x) = \int_{-\infty}^{\infty} w_{\text{rx}}(t) w_{\text{rx}}(t-x) dt$. However, it will be considered for the multipath case in Section IV.

³Subscripts for user and symbol indices are omitted for y , a , and n for simplicity.

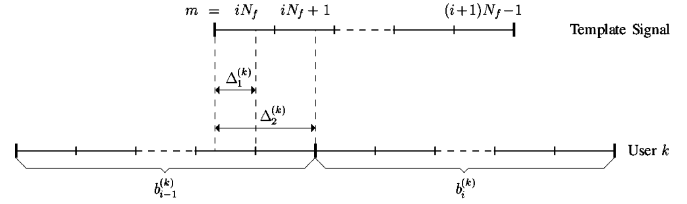


Fig. 2. Positions of the template signal and the signal of user k .

age power of the MAI is larger, hence, the BEP is higher when the users are symbol-synchronous.

We assume, without loss of generality, that the delay of the first user $\tau^{(1)}$ is zero. Then, $\tau^{(k)} = 0 \forall k$ for symbol-synchronous systems. For chip-synchronous systems, $\tau^{(k)} = \Delta_2^{(k)}T_c$, where $\Delta_2^{(k)} \in \{0, 1, \dots, N-1\}$ with equal probability. Also let $\Delta_1^{(k)}$ be the offset between the frames of user 1 and k . Then, $\Delta_1^{(k)} = \text{mod}\{\Delta_2^{(k)}, N_c\}$, and obviously, $\Delta_1^{(k)} \in \{0, 1, \dots, N_c-1\}$ with equal probability (Fig. 2).

A. Coded Systems

For symbol-synchronous and chip-synchronous coded systems, the following lemma approximates the probability distribution of $a^{(k)}$ in (5).

Lemma 1: As $N \rightarrow \infty$ and $\frac{N_f}{N_c} \rightarrow c > 0$, $a^{(k)}$ is asymptotically normally distributed as

$$a^{(k)} \sim \mathcal{N}(0, \gamma_2^{(k)} N_f / N_c) \quad (7)$$

where $\gamma_2^{(k)} = E\{\phi_w^2(\epsilon^{(k)})\} + E\{\phi_w^2(T_c - |\epsilon^{(k)}|)\}$.

Proof: See Appendix A.

From this lemma, it is observed that the distribution of MAI is the same whether there is symbol-synchronization or chip-synchronization among the users, which is due to the use of random polarity codes in each frame.

From (4) and (7), the BEP of the coded IR system conditioned on the timing jitter of user 1 can be approximated as

$$P_{e|\epsilon_i^{(1)}} \approx Q \left(\frac{\sqrt{\frac{E_1}{N_f}} \sum_{j=iN_f}^{(i+1)N_f-1} \phi_w(\epsilon_j^{(1)})}{\sqrt{\frac{1}{N_c} \sum_{k=2}^{N_u} E_k \gamma_2^{(k)} + N_f \sigma_n^2}} \right) \quad (8)$$

where $\epsilon_i^{(1)} = [\epsilon_{iN_f}^{(1)} \dots \epsilon_{(i+1)N_f-1}^{(1)}]$.

For large values of N_f , it follows from the central limit theorem (CLT) that $(1/\sqrt{N_f}) \sum_{j=iN_f}^{(i+1)N_f-1} [\phi_w(\epsilon_j^{(1)}) - E\{\phi_w(\epsilon_j^{(1)})\}]$ is approximately Gaussian. Then, using the relation $E\{Q(X)\} = Q(\hat{\mu}/\sqrt{1+\hat{\sigma}^2})$ for $X \sim \mathcal{N}(\hat{\mu}, \hat{\sigma}^2)$ [19], the unconditional BEP can be expressed approximately as

$$P_e \approx Q \left(\frac{\sqrt{E_1} \mu}{\sqrt{\frac{E_1 \sigma^2}{N_f} + \frac{1}{N} \sum_{k=2}^{N_u} E_k \gamma_2^{(k)} + \sigma_n^2}} \right) \quad (9)$$

where $\mu = E\{\phi_w(\epsilon_j^{(1)})\}$ and $\sigma^2 = \text{Var}\{\phi_w(\epsilon_j^{(1)})\}$.

From (9), it is observed that the BEP decreases as N_f increases, if the first term in the denominator is significant. In

other words, the BEP gets smaller for larger number of pulses per information symbol. We observe from (9) that the second term in the denominator, which is due to the MAI, depends on N_c and N_f only through their product $N = N_c N_f$. Therefore, MAI has no effect on the tradeoff between processing gains for a fixed total processing gain N . The only term that depends on how to distribute N between N_c and N_f is the first term in the denominator, which reflects the effect of timing jitter. This effect is mitigated by choosing small N_c , or large N_f , which means sending more pulses per information bit. Therefore, for a coded system, keeping N_f large can help reduce the BEP. Also note that in the absence of timing jitter, (9) reduces to

$$P_e \approx Q \left(\frac{\sqrt{E_1}}{\sqrt{\frac{1}{N} \sum_{k=2}^{N_u} E_k + \sigma_n^2}} \right)$$

in which case there is no effect of processing gain parameters on BEP performance, as stated in [8].

B. Uncoded Systems

For coded systems, we have observed that the system performance is the same for symbol-synchronous and chip-synchronous scenarios. For an uncoded system, the effect of MAI changes depending on the type of synchronism, as we study in this section.

First consider a symbol-synchronous system; that is, $\tau^{(k)} = 0 \forall k$ in (2). In this case, the following lemma approximates the probability distribution of $a^{(k)}$ in (5) for an uncoded system.

Lemma 2: As $N \rightarrow \infty$ and $(N_f/N_c) \rightarrow c > 0$, $a^{(k)}$ conditioned on the information bit $b_i^{(k)}$ is approximately distributed as

$$a^{(k)} | b_i^{(k)} \sim \mathcal{N} \left(\frac{N_f}{N_c} b_i^{(k)} \gamma_1^{(k)}, \frac{N_f}{N_c} \left[\gamma_2^{(k)} - \frac{(\gamma_1^{(k)})^2}{N_c} + \frac{\beta_1^{(k)}}{N_c^2} + \frac{\beta_2^{(k)}}{N_c^3} \right] \right) \quad (10)$$

where

$$\begin{aligned} \gamma_1^{(k)} &= E\{\phi_w(\epsilon^{(k)})\} + E\{\phi_w(T_c - |\epsilon^{(k)}|)\}, \\ \gamma_2^{(k)} &= E\{\phi_w^2(\epsilon^{(k)})\} + E\{\phi_w^2(T_c - |\epsilon^{(k)}|)\} \\ \beta_1^{(k)} &= 2E\{\phi_w(T_c - |\epsilon^{(k)}|)\phi_w(\epsilon^{(k)})\} - 2(E\{\phi_w(T_c - |\epsilon^{(k)}|)\})^2 \\ &\quad + 4 \int_{-\infty}^0 \phi_w(T_c + \epsilon^{(k)}) p(\epsilon^{(k)}) d\epsilon^{(k)} \\ &\quad \times \int_0^{\infty} \phi_w(T_c - \epsilon^{(k)}) p(\epsilon^{(k)}) d\epsilon^{(k)} \\ \beta_2^{(k)} &= 2(E\{\phi_w(T_c - |\epsilon^{(k)}|)\})^2. \end{aligned} \quad (11)$$

Proof: See Appendix B.

Note that for systems with large N_c , the distribution of $a^{(k)}$, given the information symbol $b_i^{(k)}$, can be approximately expressed as $a^{(k)} | b_i^{(k)} \sim \mathcal{N}(b_i^{(k)} \gamma_1^{(k)} N_f/N_c, (N_f/N_c)[\gamma_2^{(k)} - (\gamma_1^{(k)})^2/N_c])$.

First consider a two-user system. For equiprobable information symbols ± 1 , the BEP conditioned on timing jitter of the first user can be shown to be

$$\begin{aligned} P_{e|\epsilon^{(1)}} &\approx \frac{1}{2} Q \left(\frac{\frac{\sqrt{E_1}}{N_f} \sum_{j=iN_f}^{(i+1)N_f-1} \phi_w(\epsilon_j^{(1)}) + \frac{\sqrt{E_2}}{N_c} \gamma_1^{(2)}}{\sqrt{\frac{E_2}{N} [\gamma_2^{(2)} - (\gamma_1^{(2)})^2/N_c] + \sigma_n^2}} \right) \\ &\quad + \frac{1}{2} Q \left(\frac{\frac{\sqrt{E_1}}{N_f} \sum_{j=iN_f}^{(i+1)N_f-1} \phi_w(\epsilon_j^{(1)}) - \frac{\sqrt{E_2}}{N_c} \gamma_1^{(2)}}{\sqrt{\frac{E_2}{N} [\gamma_2^{(2)} - (\gamma_1^{(2)})^2/N_c] + \sigma_n^2}} \right). \end{aligned} \quad (12)$$

Then, for large N_f values, we can again invoke the CLT for $(1/\sqrt{N_f}) \sum_{j=iN_f}^{(i+1)N_f-1} [\phi_w(\epsilon_j^{(1)}) - \mu]$ and approximate the unconditional BEP as

$$\begin{aligned} P_e &\approx \frac{1}{2} Q \left(\frac{\sqrt{E_1} \mu + \frac{\sqrt{E_2}}{N_c} \gamma_1^{(2)}}{\sqrt{\frac{E_1 \sigma^2}{N} N_c + \frac{E_2}{N} [\gamma_2^{(2)} - (\gamma_1^{(2)})^2/N_c] + \sigma_n^2}} \right) \\ &\quad + \frac{1}{2} Q \left(\frac{\sqrt{E_1} \mu - \frac{\sqrt{E_2}}{N_c} \gamma_1^{(2)}}{\sqrt{\frac{E_1 \sigma^2}{N} N_c + \frac{E_2}{N} [\gamma_2^{(2)} - (\gamma_1^{(2)})^2/N_c] + \sigma_n^2}} \right). \end{aligned} \quad (13)$$

For the multiuser case, assume that all the interfering users have the same energy E , and probability distributions of the jitters are i.i.d. for all of them. Then, the total MAI can be approximated by a zero mean Gaussian random variable for sufficiently large number of users N_u , and after similar manipulations, the BEP can be expressed approximately as

$$P_e \approx Q \left(\frac{\sqrt{E_1} \mu}{\sqrt{\frac{E_1 \sigma^2}{N} N_c + (N_u - 1) E \left(\frac{\gamma_2}{N} + \frac{\gamma_1^2}{N_c^2} - \frac{\gamma_1^2}{N N_c} \right) + \sigma_n^2}} \right) \quad (14)$$

where the user index k is dropped from $\gamma_1^{(k)}$ and $\gamma_2^{(k)}$, since they are i.i.d. among interfering users.

From (14), it is observed that for relatively small N_c values, the second term in the denominator, which is the term due to MAI, can become large and cause an increase in the BEP. Similarly, when N_c is large, the first term in the denominator can become significant, and the BEP can become high again. Therefore, we expect to have an optimal N_c value for the interference-limited case. Intuitively, for small N_c values, the number of pulses per bit N_f is large. Therefore, we have high BEP due to large amount of MAI. As N_c becomes large, the MAI becomes more negligible. However, making N_c very large can again cause an increase in BEP, since N_f becomes small, in which case the effect of timing jitter becomes more significant. The optimal N_c (N_f) value can be approximated by using (14).

Now consider the chip-synchronous case. In this case, the following lemma approximates the distribution of the overall MAI for large number of equal energy interferers.

Lemma 3: Let $N \rightarrow \infty$ and $(N_c/N_f) \rightarrow c > 0$. Assume that all $(N_u - 1)$ interfering users have the same bit energy E and i.i.d. jitter statistics. Then, the overall MAI, a in (4), is

approximately distributed, for large N_u , as

$$a \sim \mathcal{N} \left(0, \frac{E(N_u - 1)}{N_c} \times \left[\gamma_2 + \frac{(N_f - 1)[2N_c^2(N_f - 1) + 1]}{3NN_c^2} \gamma_1^2 \right] \right) \quad (15)$$

where γ_1 and γ_2 are as in (11).

Proof: The proof is omitted due to space limitations. It mainly depends on some central limit arguments.

Comparing the variance in Lemma 3 with the variance of the MAI term in the uncoded symbol-synchronous case for large number of equal energy interferers with the same jitter statistics, it can be shown that $\sigma_{\text{MAI, chip}}^2 \leq \sigma_{\text{MAI, symb}}^2$ where

$$\sigma_{\text{MAI, symb}}^2 = \frac{E(N_u - 1)}{N_c} \left[\gamma_2 + \frac{N_f - 1}{N_c} \gamma_1^2 \right] \quad (16)$$

$$\sigma_{\text{MAI, chip}}^2 = \frac{E(N_u - 1)}{N_c} \times \left[\gamma_2 + \frac{(N_f - 1)[2N_c^2(N_f - 1) + 1]}{3NN_c^2} \gamma_1^2 \right] \quad (17)$$

where the equality is satisfied only for $N_f = 1$.

The reason behind this inequality can be explained as follows. In the uncoded symbol-synchronous case, interference components from a given user to the pulses of the template signal has the same polarity, and therefore, they add coherently for each user. However, in the chip-synchronous case, interference to some pulses of the template is due to one information bit whereas the interference to the remaining pulses is due to another information bit because there is a misalignment between symbol transmission instants (Fig. 2). Since information bits can be ± 1 with equal probability, the interference from a given user to individual pulses of the template signal does not always add coherently. Therefore, the average power of the MAI is smaller in the chip-synchronous case. As the limiting case, consider the coded case, where each individual pulse has a random polarity code. In this case, the overall interference from a user, given the information bit of that user, is zero mean due to the polarity codes. Hence, the overall interference from all users has a smaller average power, given by $\gamma_2 E(N_u - 1)/N_c$, for equal energy interferers with i.i.d jitter statistics.

By Lemma 3 and the approximation to the distribution of the signal part of the MF output, given the information bit in (4) by a Gaussian random variable, we get (18), shown at the bottom of the page, where $\mu = E\{\phi_w(\epsilon_j^{(1)})\}$ and $\sigma^2 = \text{Var}\{\phi_w(\epsilon_j^{(1)})\}$.

Considering (18), we have similar observations as in the symbol-synchronous case. Considering the interference-limited case, for small N_c values, the second term in the denominator, which is the term due to the MAI, becomes dominant and causes

a large BEP. When N_c is large, the MAI becomes less significant, since probability of overlaps between pulses decreases. However, for very small N_c values, the effect of the timing jitter can become more significant as can be seen from the first term in the denominator, and the BEP can increase again. Therefore, in this case, we again expect to see a tradeoff between processing gain parameters.

IV. MULTIPATH CASE

In this section, the effects of the processing gain parameters N_c and N_f on the BEP performance of a coded system are investigated in a frequency-selective environment. The channel model considered [20], [21] is

$$h(t) = \sum_{l=0}^{L-1} \alpha_l \delta(t - \tau_l) \quad (19)$$

where α_l and τ_l are the fading coefficient and the delay of the $(l + 1)$ th path, respectively. In fact, a multipath channel model with pulse distortions can be incorporated into the analysis as will be explained at the end of the section.

We consider a downlink scenario, where the transmitted symbols are synchronized, and assume $\tau_0 = 0$ without loss of generality. Moreover, for the simplicity of the analysis, the delay of the last path τ_{L-1} is set to an integer multiple of the chip interval T_c ; that is, $\tau_{L-1} = (M - 1)T_c$ where M is an integer. Note that this does not cause a loss in generality, since we can always think of a hypothetical path at $T_c \lceil \tau_{L-1}/T_c \rceil$ with a fading coefficient of zero, with $\lceil x \rceil$ denoting the smallest integer larger than or equal to x .

From (1) and (19), the received signal can be expressed as

$$r(t) = \sum_{k=1}^{N_u} \sqrt{\frac{E_k}{N_f}} \sum_{j=-\infty}^{\infty} d_j^{(k)} b_{\lfloor j/N_f \rfloor}^{(k)} \times u(t - jT_f - c_j^{(k)}T_c - \epsilon_j^{(k)}) + \sigma_n n(t) \quad (20)$$

where $n(t)$ is zero mean white Gaussian noise with unit spectral density and $u(t) = \sum_{l=0}^{L-1} \alpha_l w_{\text{rx}}(t - \tau_l)$, with $w_{\text{rx}}(t)$ denoting the received unit energy UWB pulse. $\epsilon_j^{(k)}$ is the timing jitter at the transmitted pulse in the j th frame of user k . We assume that $\epsilon_j^{(k)}$ for $j = \dots, -1, 0, 1, \dots$ form an i.i.d. sequence for each user and that $\max_{j,k} |\epsilon_j^{(k)}| < T_c$.

Consider a generic Rake receiver that combines a number of multipath components of the incoming signal. Rake receivers are considered for UWB systems in order to collect sufficient signal energy from incoming multipath components [22]–[27]. For the i th information symbol, the following signal represents the template signal for such a receiver:

$$P_e \approx Q \left(\frac{\sqrt{E_1} \mu}{\sqrt{\frac{E_1 \sigma^2}{N} N_c + (N_u - 1) E \left[\frac{\gamma_2}{N} + \frac{(N - N_c)[2N_c(N - N_c) + 1]}{3N^2 N_c^2} \gamma_1^2 \right] + \sigma_n^2}} \right) \quad (18)$$

$$s_{\text{temp}}^{(1)}(t) = \sum_{j=iN_f}^{(i+1)N_f-1} d_j^{(1)} v_j(t - jT_f - c_j^{(1)}T_c) \quad (21)$$

where user 1 is considered as the user of interest without loss of generality, $v_j(t) = \sum_{l=0}^{L-1} \beta_l w_{\text{rx}}(t - \tau_l - \hat{\epsilon}_{j,l})$, with $\beta = [\beta_0 \cdots \beta_{L-1}]$ denoting the Rake combining coefficients and $\hat{\epsilon}_{j,l}$ being the timing jitter at the l th finger in the j th frame of the template signal. We assume that $\max_{j,l} |\hat{\epsilon}_{j,l}| < T_c$ and $\max_{i,j,k,l} |\hat{\epsilon}_{j,l} - \hat{\epsilon}_i^{(k)}| < T_c$, which, practically true most of the time, makes sure that a pulse can only interfere with the neighboring chip positions due to timing jitter.

Corresponding to different situations, we consider three different statistics for the jitter at the template signal.

Case 1: The jitter is assumed to be i.i.d. for all different finger and frame indices; that is, $\hat{\epsilon}_{j,l}$ for $(j,l) \in \mathcal{Z} \times \mathcal{L}$ form an i.i.d. sequence, where \mathcal{Z} is the set of integers and $\mathcal{L} = \{0, 1, \dots, L-1\}$.

Case 2: The same jitter value is assumed for all fingers, and i.i.d. jitters are assumed among different frames. In other words, $\hat{\epsilon}_{j,l_1} = \hat{\epsilon}_{j,l_2} \forall l_1, l_2$, and $\hat{\epsilon}_{j,l}$ for $j \in \mathcal{Z}$ form an i.i.d. sequence.

Case 3: The same jitter value is assumed in all frames for a given finger, and i.i.d. jitters are assumed among the fingers. In other words, $\hat{\epsilon}_{j_1,l} = \hat{\epsilon}_{j_2,l} \forall j_1, j_2$, and $\hat{\epsilon}_{j,l}$ for $l \in \mathcal{L}$ form an i.i.d. sequence.

We will consider only Case 1 and Case 2 in the following analysis, and an extension of the results to Case 3 will be briefly discussed at the end of the section.

Using (20) and (21), the correlation output for the i th symbol can be expressed as (22).

$$y = \int r(t) s_{\text{temp}}^{(1)}(t) dt = b_i^{(1)} \sqrt{\frac{E_1}{N_f}} \sum_{m=iN_f}^{(i+1)N_f-1} \phi_{uv}^{(m)}(\epsilon_m^{(1)}) + \hat{a} + a + n \quad (22)$$

where the first term is the desired signal component with $\phi_{uv}^{(m)}(\Delta) = \int u(t - \Delta)v_m(t)dt$, a is the MAI, \hat{a} is the inter-frame interference (IFI), and $n = \sigma_n \sum_{j=iN_f}^{(i+1)N_f-1} d_j^{(1)} \int v_j(t - jT_f - c_j^{(1)}T_c)n(t)dt$ is the output noise, which can be shown to be distributed, approximately, as $n \sim \mathcal{N}(0, \sigma_n^2 N_f \bar{E}_v)$, with $\bar{E}_v = (1/N_f) \sum_{j=iN_f}^{(i+1)N_f-1} \int_{-\infty}^{\infty} v_j^2(t)dt$, for large N_f .⁴

The IFI is the self interference among the pulses of the user of interest, user 1, which occurs when a pulse in a frame spills over to adjacent frame(s) due to multipath and/or timing jitter and interferes with a pulse in that frame. The overall IFI can be considered as the sum of interference to each frame; that is, $\hat{a} = \sqrt{E_1/N_f} \sum_{m=iN_f}^{(i+1)N_f-1} \hat{a}_m$, where the interference to the m th pulse can be expressed as

$$\hat{a}_m = d_m^{(1)} \int v_m(t - mT_f - c_m^{(1)}T_c) \times \sum_{\substack{j=-\infty \\ j \neq m}}^{\infty} d_j^{(1)} b_{\lfloor j/N_f \rfloor}^{(1)} u(t - jT_f - c_j^{(1)}T_c - \epsilon_j^{(1)}) dt. \quad (23)$$

⁴ \bar{E}_v is approximately independent of N_f in most practical cases.

Assume that the delay spread of the channel is not larger than the frame time. In other words, $M \leq N_c$. In this case, (23) can be expressed as

$$\hat{a}_m = d_m^{(1)} \sum_{i \in \{-1, 1\}} d_{m+i}^{(1)} b_{\lfloor (m+i)/N_f \rfloor}^{(1)} \times \phi_{uv}^{(m)}(iT_f + (c_{m+i}^{(1)} - c_m^{(1)})T_c + \epsilon_{m+i}^{(1)}). \quad (24)$$

Then, using the central limit argument in [28] for dependent sequences, we can obtain the distribution of \hat{a} as in Lemma 4.

Lemma 4: As $N \rightarrow \infty$ and $(N_f/N_c) \rightarrow c > 0$, the IFI \hat{a} is asymptotically normally distributed as

$$\hat{a} \sim \mathcal{N}\left(0, \frac{E_1}{N_c^2} \sum_{j=1}^M j E\{[\phi_{uv}^{(m)}(jT_c + \epsilon_{m+1}^{(1)}) + \phi_{uv}^{(m)}(-jT_c + \epsilon_{m-1}^{(1)})]^2\}\right). \quad (25)$$

Proof: See Appendix C.

Note that the result is true for both Case 1 and Case 2. The only difference between the two cases is the set of jitter variables over which the expectation is taken.

The MAI term in (22) can be expressed as the sum of interference from each user, $a = \sum_{k=2}^{N_u} \sqrt{\frac{E_k}{N_f}} a^{(k)}$, where each $a^{(k)}$ can be considered as the sum of interference to each frame of the template signal from the signal of user k . That is, $a^{(k)} = \sum_{m=iN_f}^{(i+1)N_f-1} a_m^{(k)}$, where

$$a_m^{(k)} = d_m^{(1)} \int v_m(t - mT_f - c_m^{(1)}T_c) \times \sum_{j=-\infty}^{\infty} d_j^{(k)} b_{\lfloor j/N_f \rfloor}^{(k)} u(t - jT_f - c_j^{(k)}T_c - \epsilon_j^{(k)}) dt. \quad (26)$$

Assuming $M \leq N_c$, $a_m^{(k)}$ can be expressed as

$$a_m^{(k)} = d_m^{(1)} \sum_{j=m-1}^{m+1} d_j^{(k)} b_{\lfloor j/N_f \rfloor}^{(k)} \times \phi_{uv}^{(m)}((j-m)T_f + (c_j^{(k)} - c_m^{(1)})T_c + \epsilon_j^{(k)}). \quad (27)$$

Then, using the same central limit argument [28] as in Lemma 4.1, we obtain the result in Lemma 5.

Lemma 5: As $N \rightarrow \infty$ and $(N_f/N_c) \rightarrow c > 0$, the MAI from user k , i.e., $a^{(k)}$, is asymptotically normally distributed as

$$a^{(k)} \sim \mathcal{N}\left(0, \frac{N_f}{N_c} \sum_{j=-M}^M E\{[\phi_{uv}^{(m)}(jT_c + \epsilon^{(k)})]^2\}\right). \quad (28)$$

Proof: See Appendix D.

Since we assume that the timing jitter variables at the transmitted pulses in different frames form an i.i.d. sequence for a given user, and the jitter at the template is i.i.d. among different

frames, the first term in (22), given the information bit of user 1, converges to a Gaussian random variable for large N_f values. Using this observation and the results of the previous two lemmas, we can express the BEP of the system as (29), shown at the bottom of the page, where

$$\sigma_{\text{IFI}}^2 = \sum_{j=1}^M j E\{[\phi_{uv}^{(m)}(jT_c + \epsilon_{m+1}^{(1)}) + \phi_{uv}^{(m)}(-jT_c + \epsilon_{m-1}^{(1)})]^2\} \quad (30)$$

and

$$\sigma_{\text{MAI},k}^2 = \sum_{j=-M}^M E\{[\phi_{uv}^{(m)}(jT_c + \epsilon^{(k)})]^2\} \quad (31)$$

are independent of the processing gain parameters.

From (29), a tradeoff between the effect of the timing jitter and that of the IFI is observed. The first term in the denominator, which is due to the effect of the timing jitter on the desired signal part of the output in (22), can cause an increase in the BEP as N_c increases. The second term in the denominator is due to the IFI, which can cause a decrease in the BEP as N_c increases; because, as N_c increases, the probability of a spill-over from one frame to the next decreases. Hence, large N_c values mitigate the effects of IFI. The term due to the MAI (the third term in the denominator) does not depend on N_c (N_f) for a given value of total processing gain N . Therefore, it has no effect on the tradeoff between processing gains. The optimal value of N_c (N_f) minimizes the BEP by optimally mitigating the opposing effects of the timing jitter and the IFI.

Remark 1: The same conclusions hold for Case 3, in which the timing jitter at the template signal is the same for all frames for a given finger and i.i.d. among different fingers. In this case, conditioning on the jitter values at different fingers ($\hat{\epsilon}_{j,0} \cdots \hat{\epsilon}_{j,L-1}$), the conditional BEP ($P_e | \hat{\epsilon}_{j,0} \cdots \hat{\epsilon}_{j,L-1}$) can be shown to be as in (29); hence, the same dependence structure on the processing gain parameters is observed. The only difference in this case is that the statistical averages are calculated only over the jitter values at the transmitter.

Remark 2: For the case in which pulses are also distorted by the channel; that is, pulse shapes in different multipath components are different, the analysis is still valid. Since the results (29)–(31) are in terms of the crosscorrelation $\phi_{uv}^{(j)}(\cdot)$ of $u(t) = \sum_{l=0}^{L-1} \alpha_l w_{\text{rx}}(t - \tau_l)$ and $v_j(t) = \sum_{l=0}^{L-1} \beta_l w_{\text{rx}}(t - \tau_l - \hat{\epsilon}_{j,l})$, by replacing these expressions by $u(t) = \sum_{l=0}^{L-1} \alpha_l w_{\text{rx}}^{(l)}(t - \tau_l)$ and $v_j(t) = \sum_{l=0}^{L-1} \beta_l w_{\text{rx}}^{(l)}(t - \tau_l - \hat{\epsilon}_{j,l})$, where $w_{\text{rx}}^{(l)}(t)$ represents the received pulse from the $(l+1)$ th signal path, generalizes the analysis to the case in which the channel introduces pulse distortions.

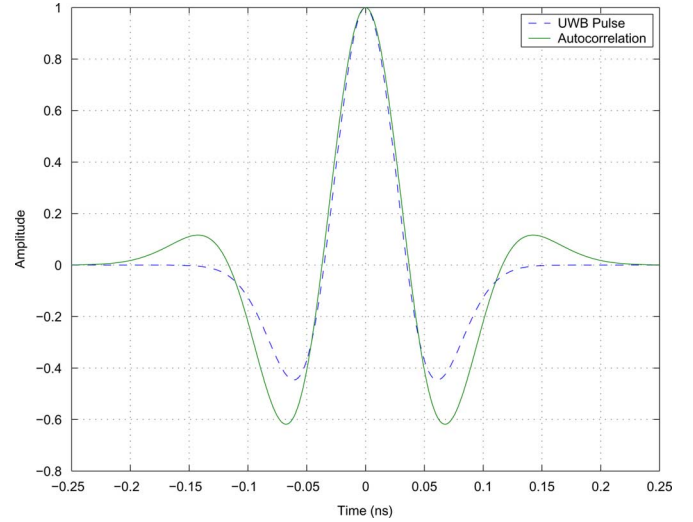


Fig. 3. UWB pulse and the autocorrelation function for $T_c = 0.25$ ns.

V. SIMULATION RESULTS

In this section, BEP performances of coded and uncoded IR systems are simulated for different values of processing gains, and the results are compared with the theoretical analysis. The UWB pulse⁵ and the normalized autocorrelation function used in the simulations are [29]

$$w(t) = \left(1 - \frac{4\pi t^2}{\tau^2}\right) e^{-2\pi t^2/\tau^2},$$

$$R(\Delta t) = \left[1 - 4\pi \left(\frac{\Delta t}{\tau}\right)^2 + \frac{4\pi^2}{3} \left(\frac{\Delta t}{\tau}\right)^4\right] e^{-\pi \left(\frac{\Delta t}{\tau}\right)^2} \quad (32)$$

where $\tau = 0.125$ ns is used (Fig. 3).

For the first set of simulations, the timing jitter at the transmitter is modeled by $\mathcal{U}[-25 \text{ ps}, 25 \text{ ps}]$, where $\mathcal{U}[x, y]$ denotes the uniform distribution on $[x, y]$ [10], [17], and T_c is chosen to be 0.25 ns. The total processing gain $N = N_c N_f$ is taken to be 512. Also all 10 users ($N_u = 10$) are assumed to be sending unit-energy bits ($E_k = 1 \forall k$) and $\sigma_n^2 = 0.1$.

Fig. 4 shows the BEP of the coded and the uncoded IR-UWB systems for different N_f values in an AWGN environment. It is observed that the simulation results match quite closely with the theoretical values. For the coded system, the BEP decreases as N_f increases. Since the effect of the MAI on the BEP is asymptotically independent of N_f , the only effect to consider is that of the timing jitter. Since the effect of the timing jitter is reduced for large N_f , the plots for the coded system show a decrease in BEP as N_f increases. As expected, the performance

⁵ $w_{\text{rx}}(t) = w(t)/\sqrt{E_p}$ with $E_p = \int_{-\infty}^{\infty} w^2(t) dt$ is used as the received UWB pulse with unit energy.

$$P_e \approx Q \left(\frac{\sqrt{E_1} E\{\phi_{uv}^{(m)}(\epsilon^{(1)})\}}{\sqrt{\frac{E_1 N_c}{N} \text{Var}\{\phi_{uv}^{(m)}(\epsilon^{(1)})\} + \frac{E_1}{N_c N} \sigma_{\text{IFI}}^2 + \frac{1}{N} \sum_{k=2}^{N_u} E_k \sigma_{\text{MAI},k}^2 + \bar{E}_v \sigma_n^2}} \right) \quad (29)$$

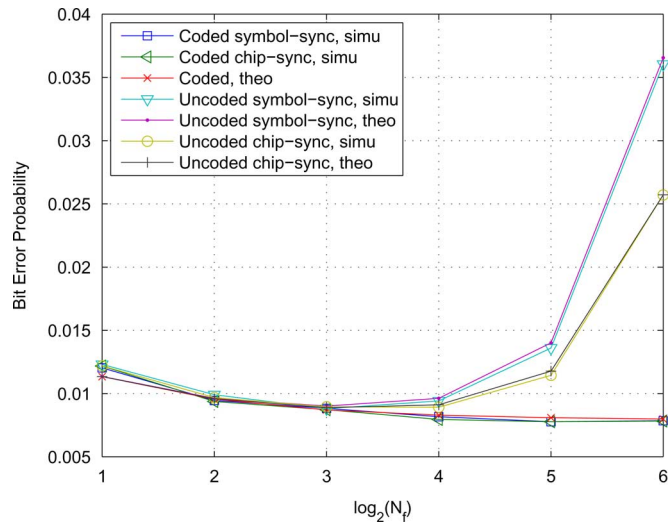


Fig. 4. BEP versus $\log_2 N_f$ for coded and uncoded IR-UWB systems for the AWGN channel case.

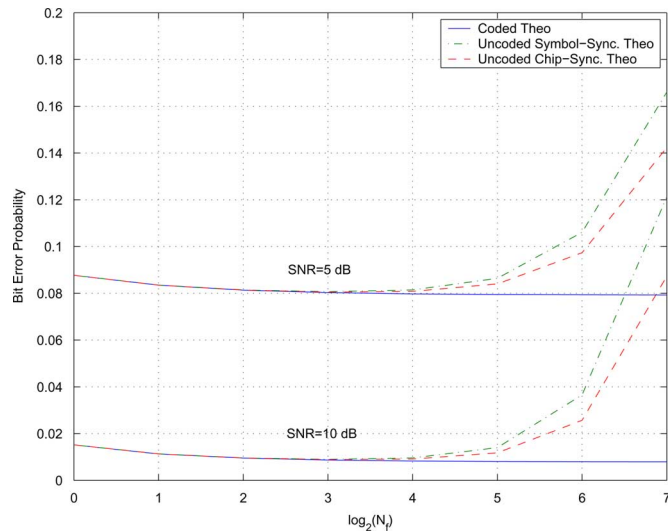


Fig. 5. Theoretical BEP versus $\log_2 N_f$ curves for coded and uncoded IR-UWB systems for different SNR values.

is the same for the symbol-synchronous and chip-synchronous coded systems. For the uncoded system, there is an optimal value of the processing gain that minimizes the BEP of the system. In this case, there are both the effects of the timing jitter and the MAI. The effect of the timing jitter is mitigated using large N_f , while that of the MAI is reduced using small N_f . The optimal value of the processing gains can be approximately calculated using (14) or (18). As expected, the effect of the MAI is larger for the symbol-synchronous system, which causes a larger BEP for such systems compared to the chip-synchronous ones.

In Fig. 5, the BEPs of the coded and uncoded systems are plotted for different signal-to-noise ratios (SNRs). As observed from the figure, as the SNR increases, the tradeoff between the processing gains become more significant. This is because, for large SNR, the background noise gets small compared to the noise due to jitter or MAI; hence, the change of processing gain

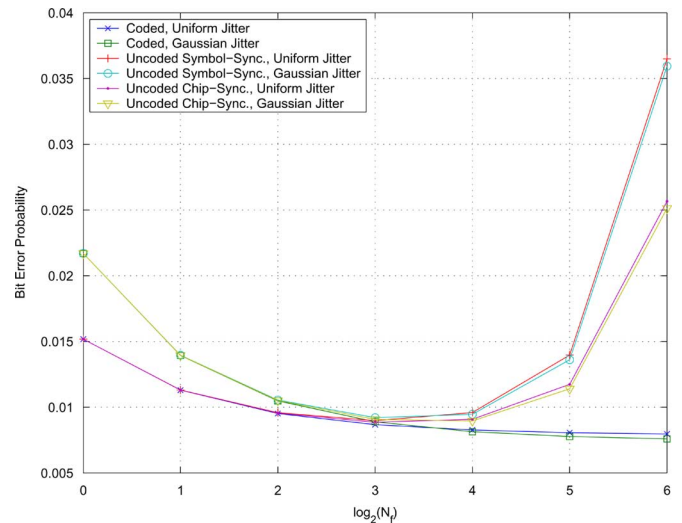


Fig. 6. Theoretical BEP versus $\log_2 N_f$ curves for coded and uncoded IR-UWB systems for uniform and Gaussian jitter statistics.

parameters causes significant changes in the BEP of the system due to the effects of timing jitter (and MAI in the uncoded case).

In Fig. 6, the effects of jitter distribution on the system performance are investigated. The BEPs of the coded and uncoded systems are plotted for zero mean uniform [17] and Gaussian [16] timing jitters with the same variance (208.3 ps^2). From the figure, it is observed that the Gaussian timing jitter increases the BEP more than the uniform timing jitter; that is, as the timing jitter becomes significant (for small N_f), the BEP of the system with Gaussian jitter gets larger than that of the system with uniform jitter. The main reason for this difference is that the Gaussian jitter can take significantly large values corresponding to the tail of the distribution, which considerably affects the average BEP of the system.

Now consider a multipath channel with $L = 10$ paths, where the fading coefficients are given by $[0.4653 \ 0.5817 \ 0.2327 \ -0.4536 \ 0.3490 \ 0.2217 \ -0.1163 \ 0.0233 \ -0.0116 \ -0.0023]$, and the delays by $\tau_l = lT_c$ for $l = 0, \dots, L-1$, where $T_c = 0.25 \text{ ns}$. The Rake receiver combines all the multipath components using maximal ratio combining (MRC). The jitter is modeled as $\mathcal{U}[-20 \text{ ps}, 20 \text{ ps}]$, the total processing gain N is equal to 512, and $\sigma_n^2 = 0.01$. There are ten users in the system where the first user transmits bits with unit energy ($E_1 = 1$), while the other users have $E_k = E = 5 \ \forall k$.

Fig. 7 plots the BEP of a coded IR-UWB system for a down-link scenario, in which user 1 is considered as the user of interest, and the jitter at the template is as described in Case 1 and Case 2 in Section IV. Note that the theoretical and simulation results get closer as the number of pulses per symbol N_f increases, as the Gaussian approximation becomes more and more accurate. It is observed that the BEP decreases as N_f increases, since the effect of timing jitter is reduced. However, the effect of IFI is not observed, since it is negligible compared to the other noise sources. Hence, no significant increase in BEP is observed for larger N_f , although the IFI increases. Finally, it is observed that

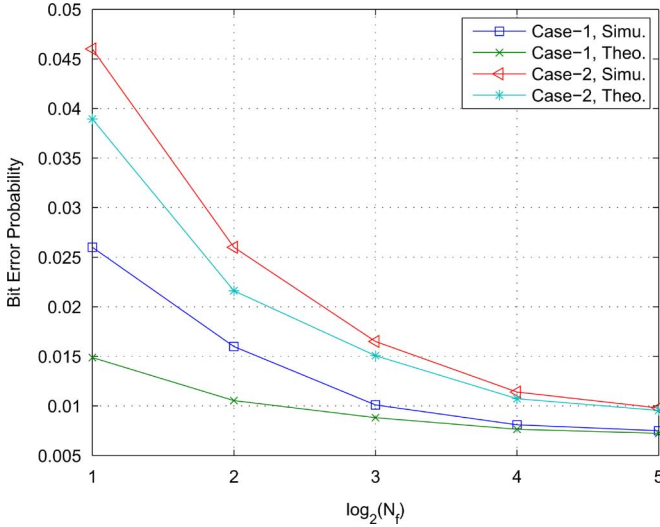


Fig. 7. BEP versus N_f for coded IR-UWB systems over the multipath channel [0.4653 0.5817 0.2327 - 0.4536 0.3490 0.2217 - 0.1163 0.0233 - 0.0116 - 0.0023].

the BEPs for Case 1 are smaller than those for Case 2. In other words, the effects of timing jitter are smaller when the jitter is i.i.d. among all the frames and fingers than when it is the same for all the fingers in a given frame and i.i.d. among different frames.

VI. CONCLUSION

The tradeoff between the processing gains of an IR system has been investigated in the presence of timing jitter. It has been concluded that in an AWGN channel, sending more pulses per bit decreases the BEP of a coded system, since the effect of the MAI on the BEP is independent of processing gains for a given total processing gain, and the effect of the i.i.d. timing jitter is reduced by sending more pulses. The system performs the same whether the users are symbol-synchronous or chip-synchronous. In an uncoded system, there is a tradeoff between N_c and N_f , which reflects the effects of the timing jitter and the MAI. Optimal processing gains can be found by using the approximate closed-form expressions for the BEP. It is also concluded that the effect of the MAI is mitigated when the users are chip-synchronous. Therefore, the BEP of a chip-synchronous uncoded system is smaller than that of a symbol-synchronous uncoded system.

For frequency-selective environments, the MAI has no effect on the tradeoff between the processing gains of a symbol-synchronous coded system. However, the IFI is mitigated for larger values of N_c , hence, affects the tradeoff between the processing gains. Again the effect of the timing jitter is mitigated by increasing N_f . Therefore, there is a tradeoff between the effects of the timing jitter and that of the IFI, and the optimal $N_f(N_c)$ value can be chosen by using the approximate BEP expression.

Related to the tradeoff study in this paper, investigation of the tradeoff between processing gain parameters of a transmitted reference (TR) UWB system [30], [31], [33] remains as an

open research problem. Due to the autocorrelation receiver employed in TR UWB systems, the investigation of receiver output statistics would be more challenging in that case.

APPENDIX A

PROOF OF LEMMA 1

Assuming a chip-synchronous system, $a_m^{(k)}$ in (6) can be expressed as

$$a_m^{(k)} = d_m^{(1)} \int w_{rx}(t - mT_f - c_m^{(1)}T_c) \times \sum_{j=-\infty}^{\infty} d_j^{(k)} b_{\lfloor j/N_f \rfloor}^{(k)} \times w_{rx}(t - jT_f - c_j^{(k)}T_c - \epsilon_j^{(k)} - \Delta_2^{(k)}T_c) dt \quad (33)$$

where $\Delta_2^{(k)} \in \{0, 1, \dots, N-1\}$ with equal probability.

Due to random polarity codes $d_j^{(k)}$, the distribution of $a_m^{(k)}$ is the same for all $\Delta_2^{(k)}$ values having the same $\Delta_1^{(k)} = \text{mod}\{\Delta_2^{(k)}, N_c\}$ value. Hence, it is sufficient to consider $\Delta_2^{(k)} = \Delta_1^{(k)} \in \{0, 1, \dots, N_c-1\}$. Then, (33) can be expressed as

$$a_m^{(k)} = d_m^{(1)} \sum_{j=m-1}^{m+1} d_j^{(k)} b_{\lfloor j/N_f \rfloor} \phi_w \times ((j-m)T_f + (c_j^{(k)} - c_m^{(1)})T_c + \epsilon_j^{(k)} + \Delta_1^{(k)}T_c). \quad (34)$$

From (34), it is observed that $E\{a_m^{(k)}\} = 0$ due to the independence of polarity codes for different frame and user indices. Also considering the random TH sequences and the polarity codes, it can be shown that

$$E\{(a_m^{(k)})^2 | \Delta_1^{(k)}\} = \frac{1}{N_c} \left[E\{\phi_w^2(\epsilon^{(k)})\} + E\{\phi_w^2(T_c - |\epsilon^{(k)}|)\} \right]. \quad (35)$$

Note that $E\{(a_m^{(k)})^2 | \Delta_1^{(k)}\}$ is independent of $\Delta_1^{(k)}$, which means that the result is true for both the symbol-synchronous and chip-synchronous cases.

Note that $a_{iN_f}^{(k)}, \dots, a_{(i+1)N_f-1}^{(k)}$ are identically distributed but not independent. However, they form a one-dependent sequence [28]. Therefore, for large N_f values, $(1/\sqrt{N_f}) \sum_{m=iN_f}^{(i+1)N_f-1} a_m^{(k)}$ converge to a zero mean Gaussian random variable with variance $E\{(a_{iN_f}^{(k)})^2\} + 2E\{a_{iN_f}^{(k)} a_{iN_f+1}^{(k)}\}$ [28]. It is easy to show that the cross-correlation term is zero using the independence of polarity codes for different indices. Hence, for large N_f values, $a^{(k)}$ in (6) is approximately distributed as $a^{(k)} \sim \mathcal{N}(0, \gamma_2^{(k)} N_f/N_c)$, where $\gamma_2^{(k)} = E\{\phi_w^2(\epsilon^{(k)})\} + E\{\phi_w^2(T_c - |\epsilon^{(k)}|)\}$.

APPENDIX B

PROOF OF LEMMA 2

Let $p_m^{(k)}$ denote the position of the pulse of user k in the m th frame ($p_m^{(k)} = 1, \dots, N_c$). Note that $p_m^{(1)}$ denotes the position

of the pulse of the template signal in the m th frame, assuming user 1 as the user of interest.

For $p_m^{(1)} = 2, \dots, N_c - 1$, there occurs interference from user k to the m th pulse of the template signal if user k has its m th pulse at the same position as the m th pulse of the template signal, or it has its m th pulse at a neighboring position to m th pulse of the template signal and there is a partial overlap due to the effect of timing jitter. Then $a_m^{(k)}$ in (6) can be expressed as

$$\begin{aligned} a_m^{(k)} &= b_i^{(k)} [\phi_w(\epsilon_m^{(k)}) I_{\{p_m^{(1)}=p_m^{(k)}\}} \\ &+ \phi_w(T_c - \epsilon_m^{(k)}) I_{\{p_m^{(1)}-p_m^{(k)}=1\}} I_{\{\epsilon_m^{(k)}>0\}} \\ &+ \phi_w(T_c + \epsilon_m^{(k)}) I_{\{p_m^{(k)}-p_m^{(1)}=1\}} I_{\{\epsilon_m^{(k)}<0\}}] \end{aligned} \quad (36)$$

where I_A denotes an indicator function that is equal to one in A and zero otherwise.

For $p_m^{(1)} = 1$, we also consider the interference from the previous frame of the signal received from user k given as

$$\begin{aligned} a_m^{(k)} &= b_i^{(k)} [\phi_w(\epsilon_m^{(k)}) I_{\{p_m^{(k)}=1\}} \\ &+ \phi_w(T_c + \epsilon_m^{(k)}) I_{\{p_m^{(k)}=2\}} I_{\{\epsilon_m^{(k)}<0\}}] \\ &+ b_i^{(k)} \phi_w(T_c - \epsilon_{m-1}^{(k)}) I_{\{p_{m-1}^{(k)}=N_c\}} I_{\{\epsilon_{m-1}^{(k)}>0\}} \end{aligned} \quad (37)$$

for $m = iN_f + 1, \dots, (i+1)N_f - 1$. Note that for $m = iN_f$, we just need to replace $b_i^{(k)}$ in the third term by $b_{i-1}^{(k)}$, since the previous bit will be in effect in that case.

Similarly, for $p_m^{(1)} = N_c$, we have

$$\begin{aligned} a_m^{(k)} &= b_i^{(k)} [\phi_w(\epsilon_m^{(k)}) I_{\{p_m^{(k)}=N_c\}} \\ &+ \phi_w(T_c - \epsilon_m^{(k)}) I_{\{p_m^{(k)}=N_c-1\}} I_{\{\epsilon_m^{(k)}>0\}}] \\ &+ b_i^{(k)} \phi_w(T_c + \epsilon_{m+1}^{(k)}) I_{\{p_{m+1}^{(k)}=1\}} I_{\{\epsilon_{m+1}^{(k)}<0\}} \end{aligned} \quad (38)$$

for $m = iN_f, \dots, (i+1)N_f - 2$. For $m = (i+1)N_f - 1$, $b_i^{(k)}$ in the third term is replaced by $b_{i+1}^{(k)}$.

As can be seen from the previous equations, $a_{iN_f}^{(k)}, \dots, a_{(i+1)N_f-1}^{(k)}$ are not identically distributed due to the possible small difference for the edge values $a_{iN_f}^{(k)}$ and $a_{(i+1)N_f-1}^{(k)}$ as stated after (36) and (38). However, those differences become negligible for large N_c and/or N_f . Then, $a_{iN_f}^{(k)}, \dots, a_{(i+1)N_f-1}^{(k)}$ can be considered as identically distributed. The mean value can be calculated using $E\{a_m^{(k)} | b_i^{(k)}\} = E\{E\{a_m^{(k)} | \epsilon_{m-1}^{(k)}, \epsilon_m^{(k)}, \epsilon_{m+1}^{(k)}, b_i^{(k)}\}\}$. From (36)–(38), we get

$$\begin{aligned} E\{a_m^{(k)} | \epsilon_{m-1}^{(k)}, \epsilon_m^{(k)}, \epsilon_{m+1}^{(k)}, b_i^{(k)}\} \\ &= \frac{N_c - 2}{N_c^2} b_i^{(k)} [\phi_w(\epsilon_m^{(k)}) + \phi_w(T_c - \epsilon_m^{(k)}) I_{\{\epsilon_m^{(k)}>0\}} \\ &+ \phi_w(T_c + \epsilon_m^{(k)}) I_{\{\epsilon_m^{(k)}<0\}}] \\ &+ \frac{1}{N_c^2} b_i^{(k)} [\phi_w(\epsilon_m^{(k)}) + \phi_w(T_c + \epsilon_m^{(k)}) I_{\{\epsilon_m^{(k)}<0\}} \end{aligned}$$

$$\begin{aligned} &+ \phi_w(T_c - \epsilon_{m-1}^{(k)}) I_{\{\epsilon_{m-1}^{(k)}>0\}}] \\ &+ \frac{1}{N_c^2} b_i^{(k)} [\phi_w(\epsilon_m^{(k)}) + \phi_w(T_c - \epsilon_m^{(k)}) I_{\{\epsilon_m^{(k)}>0\}} \\ &+ \phi_w(T_c + \epsilon_{m+1}^{(k)}) I_{\{\epsilon_{m+1}^{(k)}<0\}}] \end{aligned} \quad (39)$$

for $m = iN_f, \dots, (i+1)N_f - 1$. Then, taking expectation with respect to timing jitters, we get

$$E\{a_m^{(k)} | b_i^{(k)}\} = b_i^{(k)} \gamma_1^{(k)} / N_c \quad (40)$$

where $\gamma_1^{(k)} = E\{\phi_w(\epsilon_m^{(k)})\} + E\{\phi_w(T_c - |\epsilon_m^{(k)}|)\}$.

By similar calculations, it can be shown that

$$\begin{aligned} E\{(a_m^{(k)})^2 | b_i^{(k)}\} &= \frac{\gamma_2^{(k)}}{N_c} + \frac{2}{N_c^3} E\{\phi_w(\epsilon^{(k)})\} E\{\phi_w(T_c - |\epsilon^{(k)}|)\} \\ &+ \frac{4}{N_c^3} \int_{-\infty}^0 \phi_w(T_c + \epsilon^{(k)}) p(\epsilon^{(k)}) d\epsilon^{(k)} \\ &\times \int_0^{\infty} \phi_w(T_c - \epsilon^{(k)}) p(\epsilon^{(k)}) d\epsilon^{(k)} \end{aligned} \quad (41)$$

where $p(\epsilon^{(k)})$ is the probability density function of i.i.d. timing jitters for user k and $\gamma_2^{(k)} = E\{\phi_w^2(\epsilon_m^{(k)})\} + E\{\phi_w^2(T_c - |\epsilon_m^{(k)}|)\}$. Note that frame indices are omitted in the last equation since the results do not depend on them.

The crosscorrelations between consecutive values of the one-dependent sequence $a_{iN_f}^{(k)}, \dots, a_{(i+1)N_f-1}^{(k)}$ can be obtained as

$$\begin{aligned} E\{a_m^{(k)} a_{m+1}^{(k)} | b_i^{(k)}\} &= (\gamma_1^{(k)})^2 / N_c^2 - \frac{1}{N_c^3} \gamma_1^{(k)} E\{\phi_w(T_c - |\epsilon^{(k)}|)\} \\ &+ \frac{1}{N_c^3} E\{\phi_w(T_c - |\epsilon^{(k)}|) \phi_w(\epsilon^{(k)})\} \\ &+ \frac{1}{N_c^4} (E\{\phi_w(T_c - |\epsilon^{(k)}|)\})^2. \end{aligned} \quad (42)$$

Then, invoking the theorem for one-dependent sequences [28] and using (40)–(42), the sum of interferences to each pulse of the template $\sum_{m=iN_f}^{(i+1)N_f-1} a_m^{(k)} | b_i^{(k)}$ is approximately distributed as in (10), where $\gamma_1^{(k)}, \gamma_2^{(k)}, \beta_1^{(k)}$, and $\beta_2^{(k)}$ are as in (11).

APPENDIX C

PROOF OF LEMMA 3

In order to calculate the distribution of $\hat{a} = \sqrt{E_1/N_f} \sum_{m=iN_f}^{(i+1)N_f-1} \hat{a}_m$, consider \hat{a}_m given by (24). From (24), it can be observed that $E\{\hat{a}_m\} = 0$ due to the random polarity codes. To calculate $E\{\hat{a}_m^2\}$, we first condition on the timing jitter values expressed as

$$\begin{aligned} E\{\hat{a}_m^2 | \epsilon_{m-1}^{(1)}, \epsilon_{m+1}^{(1)}, \hat{\epsilon}_m\} \\ &= \frac{1}{N_c^2} \sum_{i=0}^{N_c-1} \sum_{l=0}^{N_c-1} \left[\phi_{uw}^{(m)} \left((l - i - N_c) T_c + \epsilon_{m-1}^{(1)} \right) \right]^2 \\ &+ \frac{1}{N_c^2} \sum_{i=0}^{N_c-1} \sum_{k=0}^{N_c-1} \left[\phi_{uw}^{(m)} \left((k - i + N_c) T_c + \epsilon_{m+1}^{(1)} \right) \right]^2 \end{aligned}$$

$$\begin{aligned}
&= \frac{1}{N_c^2} \sum_{j=1}^M j \left\{ \left[\phi_{uv}^{(m)}(jT_c + \epsilon_{m+1}^{(1)}) \right]^2 \right. \\
&\quad \left. + \left[\phi_{uv}^{(m)}(-jT_c + \epsilon_{m-1}^{(1)}) \right]^2 \right\} \quad (43)
\end{aligned}$$

where we use the fact that the TH sequences are uniformly distributed in $\{0, 1, \dots, N_c - 1\}$, and $\hat{\epsilon}_m = [\hat{\epsilon}_{m,0} \dots \hat{\epsilon}_{m,L-1}]$. Then, averaging over the distribution of the timing jitters, we get

$$\begin{aligned}
E\{\hat{a}_m^2\} &= \frac{1}{N_c^2} \sum_{j=1}^M j \left\{ E\{[\phi_{uv}^{(m)}(jT_c + \epsilon_{m+1}^{(1)})]^2\} \right. \\
&\quad \left. + E\{[\phi_{uv}^{(m)}(-jT_c + \epsilon_{m-1}^{(1)})]^2\} \right\}. \quad (44)
\end{aligned}$$

From (24), it is observed that $E\{\hat{a}_m \hat{a}_n\} = 0$ for $|m - n| > 1$ and $E\{\hat{a}_m \hat{a}_{m+1}\}$ can be expressed as

$$\begin{aligned}
E\{\hat{a}_m \hat{a}_{m+1}\} &= \frac{1}{N_c^2} \sum_{j=1}^M j E \\
&\quad \times \{ \phi_{uv}^{(m)}(jT_c + \epsilon_m^{(1)}) \phi_{uv}^{(m)}(-jT_c + \epsilon_{m+1}^{(1)}) \}. \quad (45)
\end{aligned}$$

Since $(1/\sqrt{N_f}) \sum_{m=iN_f}^{(i+1)N_f-1} \hat{a}_m$ converges to $\mathcal{N}(0, E\{\hat{a}_m^2\} + 2E\{\hat{a}_m \hat{a}_{m+1}\})$ as $N_f \rightarrow \infty$ [28], we can obtain (25) from (44) and (45).

APPENDIX D

PROOF OF LEMMA 4

The aim is to calculate the asymptotic distribution of $a^{(k)} = \sum_{m=iN_f}^{(i+1)N_f-1} a_m^{(k)}$, where $a_m^{(k)}$ is given by (27).

From (27), it can be observed that $E\{a_m^{(k)}\} = 0$ due to the random polarity codes. In order to calculate the variance, we first condition on the jitter values expressed as

$$\begin{aligned}
&E\{(a_m^{(k)})^2 | \epsilon_{m-1}^{(k)}, \epsilon_m^{(k)}, \epsilon_{m+1}^{(k)}, \hat{\epsilon}_m\} \\
&= \frac{1}{N_c^2} \sum_{i=0}^{N_c-1} \left\{ \sum_{j=0}^{N_c-1} \left[\phi_{uv}^{(m)} \left((j - i - N_c)T_c + \epsilon_{m-1}^{(k)} \right) \right]^2 \right. \\
&\quad + \sum_{k=0}^{N_c-1} \left[\phi_{uv}^{(m)} \left((k - i)T_c + \epsilon_m^{(k)} \right) \right]^2 \\
&\quad \left. + \sum_{l=0}^{N_c-1} \left[\phi_{uv}^{(m)} \left((l - i + N_c)T_c + \epsilon_{m+1}^{(k)} \right) \right]^2 \right\} \quad (46)
\end{aligned}$$

where the fact that the TH sequences are uniformly distributed in $\{0, 1, \dots, N_c - 1\}$ and $\hat{\epsilon}_m = [\hat{\epsilon}_{m,0} \dots \hat{\epsilon}_{m,L-1}]$ is used. Then, averaging over jitter statistics, we obtain, $E\{(a_m^{(k)})^2\} = (1/N_c) \sum_{j=-M}^M E\{[\phi_{uv}^{(m)}(jT_c + \epsilon^{(k)})]^2\}$.

Also it can be observed that $E\{a_m^{(k)} a_n^{(k)}\} = 0$ for $m \neq n$ due to the independence of polarity codes.

All in all, $(1/\sqrt{N_f}) \sum_{m=iN_f}^{(i+1)N_f-1} a_m^{(k)}$ converges to $(1/N_c) \sum_{j=-M}^M E\{[\phi_{uv}^{(m)}(jT_c + \epsilon^{(k)})]^2\}$ as $N_f \rightarrow \infty$ [28], from which the result of Lemma 5 follows.

ACKNOWLEDGMENT

The authors would like to thank Dr. J. Zhang for her support and encouragement.

REFERENCES

- [1] Federal Communications Commission, "FCC 00-163: Notice of proposed rule making," May 2000.
- [2] Federal Communications Commission, "FCC 02-48: First report and order," Feb. 2002.
- [3] M. Z. Win and R. A. Scholtz, "Impulse radio: How it works," *IEEE Commun. Lett.*, vol. 2, no. 2, pp. 36–38, Feb. 1998.
- [4] M. Z. Win, R. A. Scholtz, and L. W. Fullerton, "Time-hopping SSMA techniques for impulse radio with an analog modulated data subcarrier," in *Proc. IEEE 4th Int. Symp. Spread Spectrum Tech. Appl.*, Mainz, Germany, Sep. 1996, pp. 359–364.
- [5] M. Z. Win and R. A. Scholtz, "Ultra-wide bandwidth time-hopping spread-spectrum impulse radio for wireless multiple-access communications," *IEEE Trans. Commun.*, vol. 48, no. 4, pp. 679–691, Apr. 2000.
- [6] S. Gezici, Z. Tian, G. B. Giannakis, H. Kobayashi, A. F. Molisch, H. V. Poor, and Z. Sahinoglu, "Localization via ultra-wideband radios," *IEEE Signal Process. Mag.*, vol. 22, no. 4, pp. 70–84, Jul. 2005.
- [7] W. Suwansantisuk and M. Z. Win, "Multipath aided rapid acquisition: Optimal search strategies," *IEEE Trans. Inf. Theory*, vol. 52, no. 1, pp. 174–193, Jan. 2007.
- [8] E. Fishler and H. V. Poor, "On the tradeoff between two types of processing gain," in *Proc. 40th Annu. Allerton Conf. Commun., Control, Comput.*, Monticello, IL, Oct. 2–4, 2002.
- [9] A. F. Molisch, J. Zhang, and M. Miyake, "Time hopping and frequency hopping in ultrawideband systems," in *Proc. IEEE Pacific Rim Conf. Commun., Comput. Signal Process.*, Victoria, BC, Canada, Aug. 28–30, 2003, pp. 541–544.
- [10] I. Guvenc and H. Arslan, "Performance evaluation of UWB systems in the presence of timing jitter," in *Proc. IEEE Conf. Ultra Wideband Syst. Technol.*, Reston, VA, Nov. 16–19, 2003, pp. 136–141.
- [11] M. Z. Win, "A unified spectral analysis of generalized time-hopping spread-spectrum signals in the presence of timing jitter," *IEEE J. Select. Areas Commun.*, vol. 20, no. 9, pp. 1664–1676, Dec. 2002.
- [12] W. M. Lovelace and J. K. Townsend, "The effects of timing jitter and tracking on the performance of impulse radio," *IEEE J. Select. Areas Commun.*, vol. 20, no. 9, pp. 1646–1651, Dec. 2002.
- [13] Y.-P. Nakache and A. F. Molisch, "Spectral shape of UWB signals influence of modulation format, multiple access scheme and pulse shape," in *Proc. IEEE Veh. Technol. Conf.*, vol. 4, Jeju, Korea, 2003, pp. 2510–2514.
- [14] C. J. Le-Martret and G. B. Giannakis, "All-digital PAM impulse radio for multiple-access through frequency-selective multipath," in *Proc. IEEE Global Telecommun. Conf.*, vol. 1, San Francisco, CA, Nov. 2000, pp. 77–81.
- [15] B. Sadler and A. Swami, "On the performance of UWB and DS-spread spectrum communications systems," in *Proc. IEEE Conf. Ultra Wideband Syst. Technol.*, Baltimore, MD, May 2002, pp. 289–292.
- [16] N. V. Kokkalis, P. T. Mathiopoulos, G. K. Karagiannidis, and C. S. Koukourlis, "Performance analysis of M-ary PPM TH-UWB systems in the presence of MUI and timing jitter," *IEEE J. Select. Areas Commun.*, vol. 24, no. 4, pp. 822–828, Apr. 2006.
- [17] W. Zhang, Z. Bai, H. Shen, W. Liu, and K. S. Kwak, "A novel timing jitter resist method in UWB systems," in *Proc. IEEE Int. Symp. Commun. Inf. Technol.*, 12–14, 2005, vol. 2, no. 12–14, pp. 833–836.
- [18] S. Gezici, H. Kobayashi, H. V. Poor, and A. F. Molisch, "Performance evaluation of impulse radio UWB systems with pulse-based polarity randomization," *IEEE Trans. Signal Process.*, vol. 53, no. 7, pp. 1–13, Jul. 2005.
- [19] S. Verdú, *Multisuser Detection*. Cambridge, U.K.: Cambridge Univ. Press, 1998.
- [20] J. Foerster, Ed, "Channel modeling sub-committee report final," IEEE, Document IEEE P802.15-02/490r1-SG3a.

- [21] M. Z. Win and R. A. Scholtz, "Characterization of ultra-wide bandwidth wireless indoor channels: A communication-theoretic view," *IEEE J. Select. Areas Commun.*, vol. 20, no. 9, pp. 1613–1627, Dec. 2002.
- [22] D. Cassioli, M. Z. Win, F. Vatalaro, and A. F. Molisch, "Performance of low-complexity Rake reception in a realistic UWB channel," in *Proc. IEEE Int. Conf. Commun.*, vol. 2, New York, Apr./May 2002, pp. 763–767.
- [23] M. Z. Win and R. A. Scholtz, "On the energy capture of ultra-wide bandwidth signals in dense multipath environments," *IEEE Commun. Lett.*, vol. 2, no. 9, pp. 245–247, Sep. 1998.
- [24] M. Z. Win and R. A. Scholtz, "On the robustness of ultra-wide bandwidth signals in dense multipath environments," *IEEE Commun. Lett.*, vol. 2, no. 2, pp. 51–53, Feb. 1998.
- [25] M. Z. Win and Z. A. Kostic, "Virtual path analysis of selective Rake receiver in dense multipath channels," *IEEE Commun. Lett.*, vol. 3, no. 11, pp. 308–310, Nov. 1999.
- [26] M. Z. Win and Z. A. Kostic, "Impact of spreading bandwidth on Rake reception in dense multipath channels," *IEEE J. Select. Areas Commun.*, vol. 17, no. 10, pp. 1794–1806, Oct. 1999.
- [27] M. Z. Win, G. Chrisikos, and N. R. Sollenberger, "Performance of Rake reception in dense multipath channels: Implications of spreading bandwidth and selection diversity order," *IEEE J. Select. Areas Commun.*, vol. 18, no. 8, pp. 1516–1525, Aug. 2000.
- [28] P. Billingsley, *Probability and Measure*, 2nd ed. New York: Wiley, 1986.
- [29] F. Ramirez-Mireles and R. A. Scholtz, "Multiple-access performance limits with time hopping and pulse-position modulation," in *Proc. IEEE Mil. Commun. Conf.*, Oct. 1998, vol. 2, pp. 529–533.
- [30] T. Q. S. Quek and M. Z. Win, "Analysis of UWB transmitted-reference communication systems in dense multipath channels," *IEEE J. Select. Areas Commun.*, vol. 23, no. 9, pp. 1863–1874, Sep. 2005.
- [31] R. Hoctor and H. Tomlinson, "Delay-hopped transmitted-reference RF communications," in *Proc. IEEE Conf. Ultra Wideband Syst. Technol.*, Baltimore, MD, May 2002, pp. 265–269.
- [32] S. Gezici, Z. Sahinoglu, H. Kobayashi, and H. V. Poor, "Ultra-wideband impulse radio systems with multiple pulse types," *IEEE J. Select. Areas Commun.*, vol. 24, no. 4, pp. 892–898, Apr. 2006.
- [33] F. Tufvesson, S. Gezici, and A. F. Molisch, "On the performance of transmitted-reference impulse radio," *IEEE Trans. Wireless Commun.*, vol. 5, no. 11, pp. 3119–3129, Nov. 2006.



Sinan Gezici (S'02–M'06) received the B.S. degree from Bilkent University, Ankara, Turkey, and the Ph.D. degree in electrical engineering from Princeton University, Princeton, NJ, in 2001 and 2006, respectively.

From April 2006 to January 2007, he was a Visiting Member of Technical Staff at Mitsubishi Electric Research Laboratories, Cambridge, MA. Since February 2007, he has been an Assistant Professor in the Department of Electrical and Electronics Engineering at Bilkent University. His research interests

include signal detection, estimation and optimization theory, and their applications to wireless communications and localization systems. Currently, he has a particular interest in ultra wideband systems for communications and sensing applications.



Andreas F. Molisch (S'89–M'95–SM'00–F'05) received the Dipl. Ing., Dr. Techn., and habilitation degrees from the Technical University of Vienna, Vienna, Austria, in 1990, 1994, and 1999, respectively.

From 1991 to 2000, he was with the Technical University of Vienna, where he became an Associate Professor in 1999. From 2000 to 2002, he was with the Wireless Systems Research Department at AT&T (Bell) Laboratories Research in Middletown, NJ. Since then, he has been with Mitsubishi Electric Research Laboratories, Cambridge, MA, where he is

currently a Distinguished Member of Technical Staff. He is also a Professor and holds the Chair for radio systems at Lund University, Lund, Sweden. His research interests include SAW filters, radiative transfer in atomic vapors, atomic

line filters, smart antennas, and wideband systems, measurement and modeling of mobile radio channels, UWB, cooperative communications, and MIMO systems. He has authored, co-authored, or edited four books, eleven book chapters, some 100 journal papers, and numerous conference proceeding papers.

Dr. Molisch is an Editor of the IEEE TRANSACTIONS ON WIRELESS COMMUNICATIONS. He is the Co-Editor of special issues on UWB in IEEE JOURNAL ON SELECTED AREAS IN COMMUNICATIONS. He was the Vice Chair of the Technical Program Committees of Vehicular Technology Conference 2005, General Chair of ICUBW 2006, and Co-Chair of the wireless symposium of Globecom 2007. He has participated in the European research initiatives "COST 231," "COST 259," and "COST 273," where he was the Chairman of MIMO channel working group. He was also the Chairman of the IEEE 802.15.4a channel model standardization group, and of the Commission C (Signals and Systems) of International Union of Radio Scientists. He is an IEEE Distinguished Lecturer and recipient of several awards.



H. Vincent Poor (S'72–M'77–SM'82–F'77) received the Ph.D. degree in electrical engineering and computer science from Princeton University, Princeton, NJ, in 1977.

From 1977 to 1990, he was on the faculty of the University of Illinois at Urbana-Champaign. Since 1990, he has been on the faculty at Princeton, where he is the Michael Henry Strater University Professor of Electrical Engineering and Dean of the School of Engineering and Applied Science. His research interests include stochastic analysis, statistical signal processing, and their applications in wireless networks and related fields. Among his publications in these areas is the recent book *MIMO Wireless Communications* (Cambridge University Press, 2007).

Dr. Poor is a member of the National Academy of Engineering, a Fellow of the American Academy of Arts and Sciences, and a former Guggenheim Fellow. He is also a Fellow of the Institute of Mathematical Statistics, the Optical Society of America, and other scientific and technical organizations. He served as the President of the IEEE Information Theory Society in 1990 and as the Editor-in-Chief of the IEEE TRANSACTIONS ON INFORMATION THEORY in 2004–2007. Recognition of his work includes the 2005 IEEE Education Medal and the 2007 IEEE Marconi Prize Paper Award.



Hisashi Kobayashi (S'66–M'68–SM'76–F'77–LF'04) received the BE and ME degrees from the University of Tokyo, Tokyo, Japan, and the Ph.D. degree from Princeton University, Princeton, NJ, in 1961, 1963, and 1967, respectively, all in electrical engineering.

Currently, he is the Sherman Fairchild University Professor of electrical engineering and computer science at Princeton University since 1986, when he joined the Princeton faculty as the Dean of the School of Engineering and Applied Science. From 1967 to

1982, he was with the IBM Research Center in Yorktown Heights, NY. He served as the founding Director of the IBM Tokyo Research Laboratory from 1982 to 1986. His research interests include radar systems, high speed data transmission, coding for high density digital recording, image compression algorithms, performance modeling and analysis of computers and communication systems, performance modeling and analysis of high speed networks, wireless communications and geolocation algorithms, network security, and teletraffic and queuing theory. He is the author of *Modeling and Analysis* (Addison-Wesley, 1978), and *System Modeling and Analysis* (Prentice Hall, 2007) and is authoring *Probability, Random Processes and Statistical Analysis* (to be published by Cambridge University Press).

He is a member of the Engineering Academy of Japan and a Fellow of the Institute of Electronics, Information, and Communication Engineers of Japan. He was the recipient of the Humboldt Prize from Germany (1979), the IFIP's Silver Core Award (1981), and two IBM Outstanding Contribution Awards. He is a co-recipient of the Eduard Rhein Technology Award (2005) of Germany for his invention of a high density digital recording scheme, widely known as PRML (partial response coding, maximum likelihood decoding).